

Signify Classified - Internal  
Cooper Lighting Solutions Photometric Lab  
1121 Highway 74 South  
Peachtree City, GA 30269



Scaled data based on original data using  
LM-79-08 Approved Method: Electrical and Photometric Measurements of Solid-  
State Lighting Products

Test Report Prepared for  
Cooper Lighting Solutions  
(formerly Eaton)

Brand: STREETWORKS

Report Number: P867809

Luminaire Tested: **MEM2-HTN-SA-90-750-U-5MQ**

Issue Date: 08/21/2024



**Test Information**

Test Method: LM-79-08  
Report Number: P867809  
Test Lab: INNOVATION CENTER(G3)  
Issue Date: 08/21/2024  
Manufacturer: COOPER LIGHTING SOLUTIONS (FORMERLY EATON)  
Product Line: STREETWORKS  
Catalog Number: MEM2-HTN-SA-90-750-U-5MQ  
Description: EPIC MODERN TALL HOUSING DISCRETE LED ARRAYS 90W 70CRI 5000K  
FIXTURE w/ TYPE V SQUARE MEDIUM DISTRIBUTION OPTIC  
Light Source: (20) 5000K CCT, 70 CRI LEDS  
Ballast/Driver: ELECTRONIC DRIVER

**Summary**

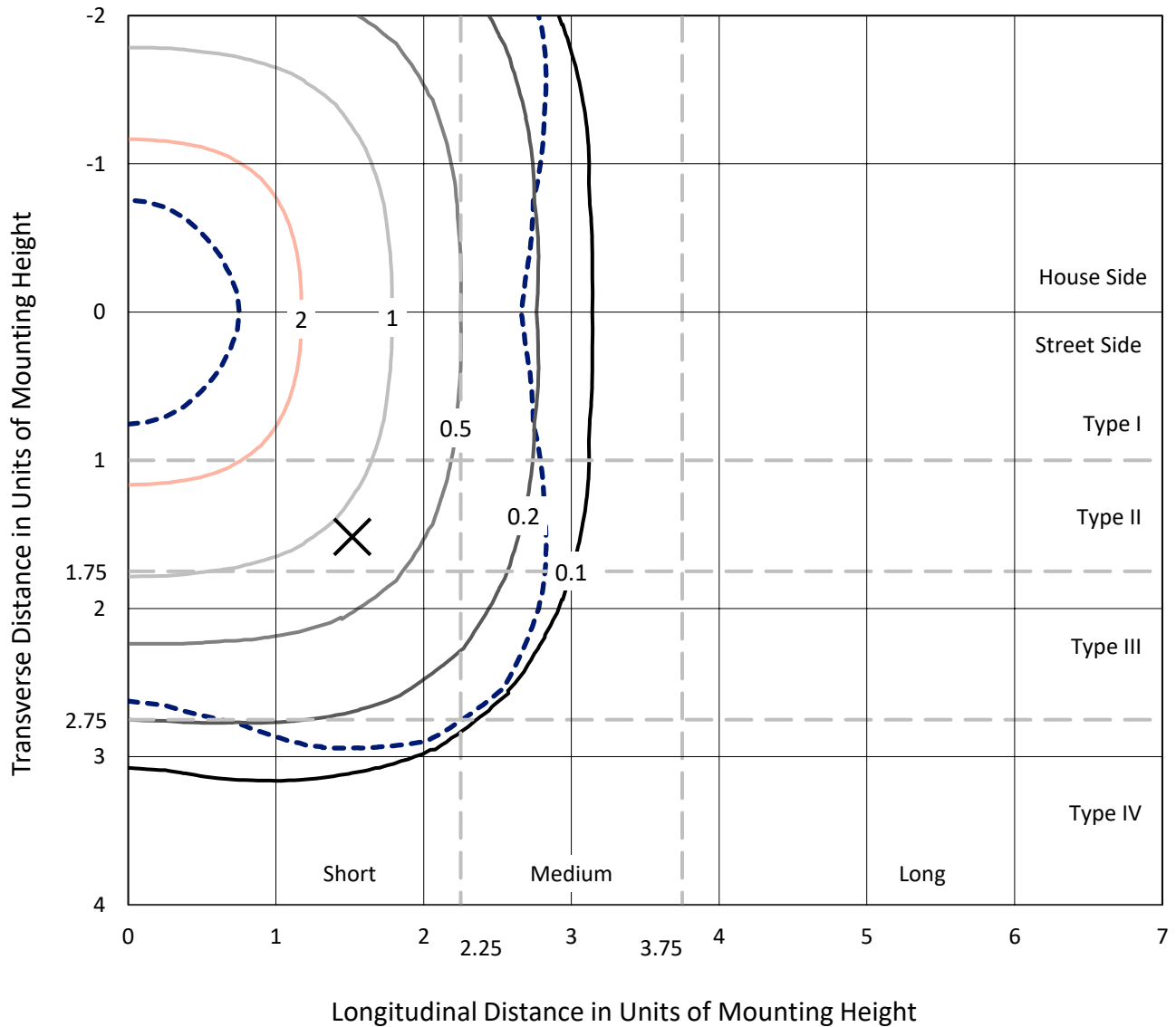
Lumens per Lamp: N/A  
Luminaire Lumens: 13154.7 lumens  
Efficiency: N/A  
Efficacy: 146.2 lumens/watt  
Luminous Opening: Rectangular (W 0.67' x L: 0.33' x H: 0')  
IES Classification: Type V - Short  
BUG Rating: B4 - U0 - G2

Input Watts (W): 90  
Input Voltage (V): 120  
Input Current (A<sub>in</sub>): NR  
Voltage Rise (V): NR  
Power Factor: 0.99  
Total Harmonic Distortion (THDi): 6.20%  
Frequency (hertz): 60  
Stabilization Time: NR  
Operation Time: NR  
Ambient Temperature (°C): NR  
Test Distance: 24 FT

REPORT NUMBER: P867809  
CATALOG NUMBER: MEM2-HTN-SA-90-750-U-5MQ

### Iso-Footcandle Lines of Horizontal Illumination

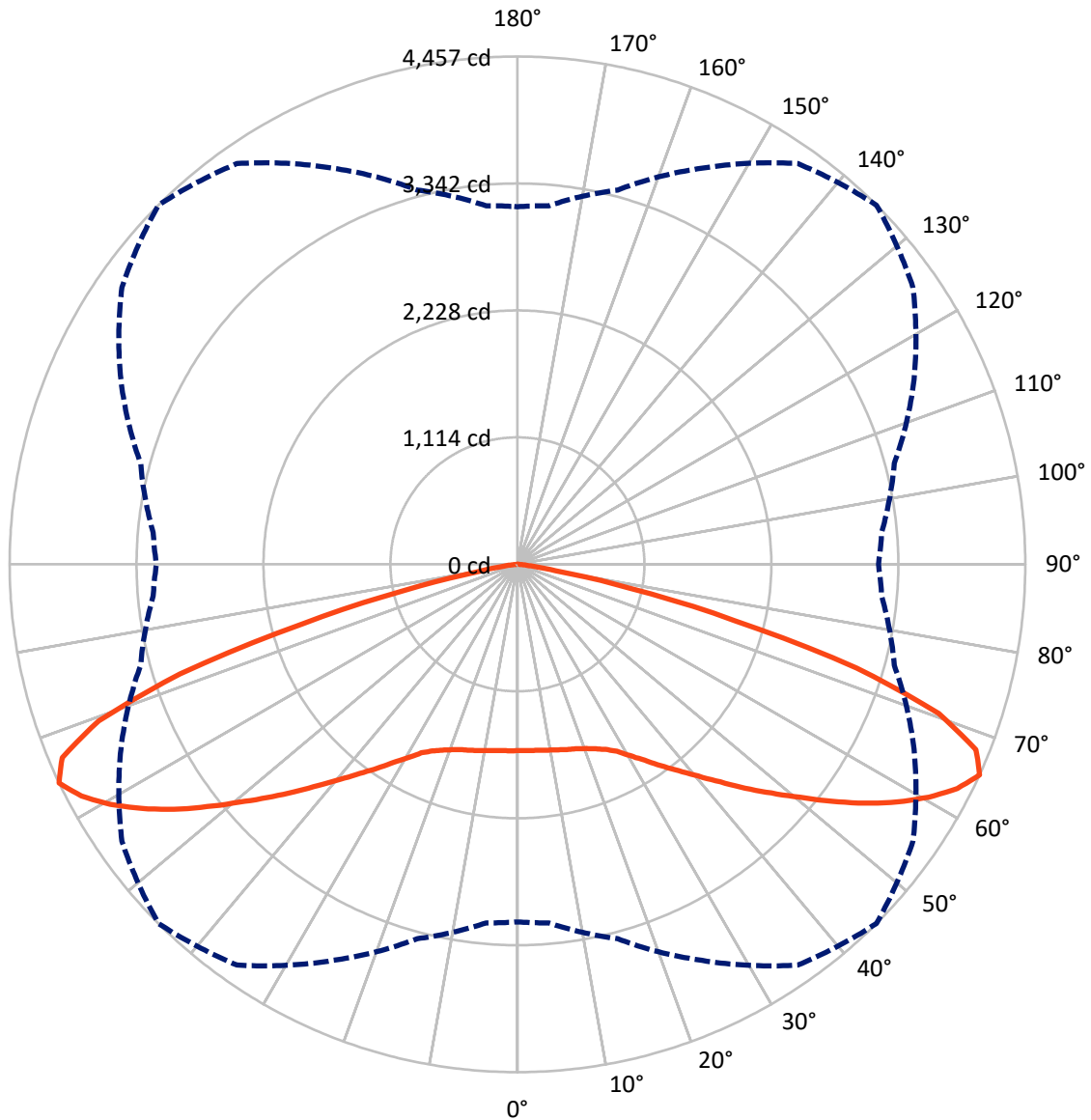
× Max cd  
- - - 1/2 Max cd



Based on 20 foot mounting height. Maximum calculated value = 4.1 fc  
Type V - Short - N/A

REPORT NUMBER: P867809  
CATALOG NUMBER: MEM2-HTN-SA-90-750-U-5MQ

### Luminous Intensity Polar Plot



— Vertical Plane Through 45-Deg Lateral    - - - Horizontal Cone Through 65-Deg Vertical

REPORT NUMBER: P867809  
 CATALOG NUMBER: MEM2-HTN-SA-90-750-U-5MQ

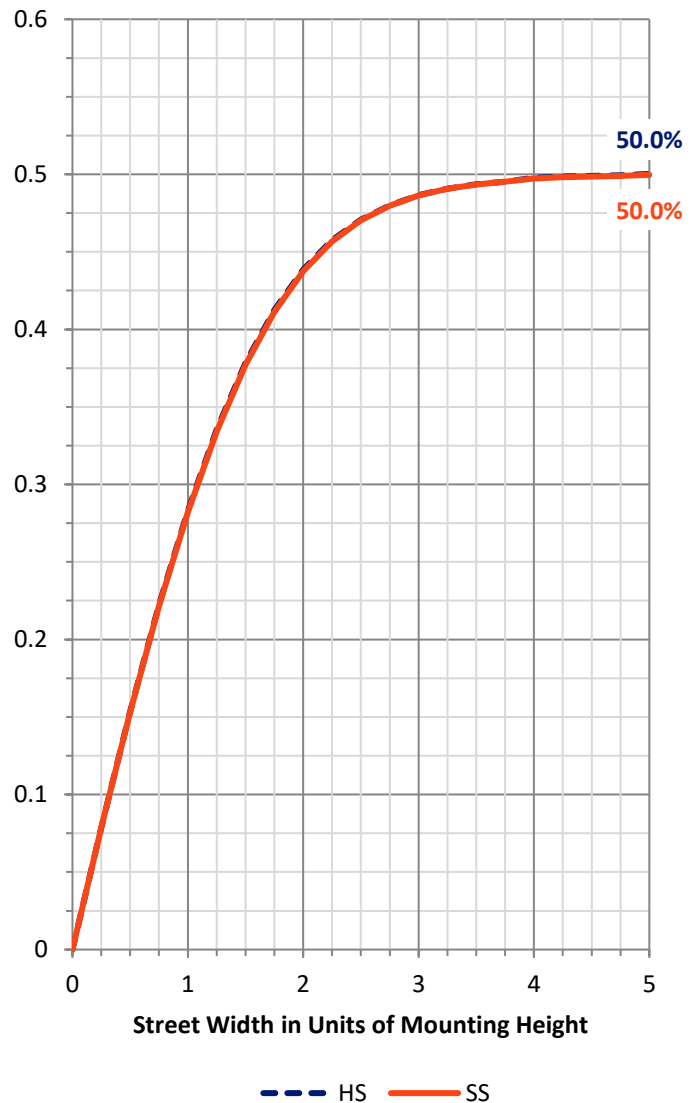
**FLUX DISTRIBUTION:**

		Downward	Upward	Total
<b>House Side</b>	Lumens	6577.4	0.0	6577.4
	% Fixture	50.0	0.0	50.0
<b>Street Side</b>	Lumens	6577.4	0.0	6577.4
	% Fixture	50.0	0.0	50.0
<b>Total</b>	Lumens	13154.7	0.0	13154.7
	% Fixture	100.0	0.0	100.0

**Coefficient of Utilization**

**ZONAL LUMENS:**

Zone	Lumens	% Fixture
0°-10°	157.2	1.2
10°-20°	478.4	3.6
20°-30°	841.5	6.4
30°-40°	1360.9	10.3
40°-50°	2119.9	16.1
50°-60°	3099.8	23.6
60°-70°	3569.5	27.1
70°-80°	1457.8	11.1
80°-90°	69.7	0.5
90°-100°	0.0	0.0
100°-110°	0.0	0.0
110°-120°	0.0	0.0
120°-130°	0.0	0.0
130°-140°	0.0	0.0
140°-150°	0.0	0.0
150°-160°	0.0	0.0
160°-170°	0.0	0.0
170°-180°	0.0	0.0
0°-90°	13154.7	100.0
0°-180°	13154.7	100.0



REPORT NUMBER: P867809

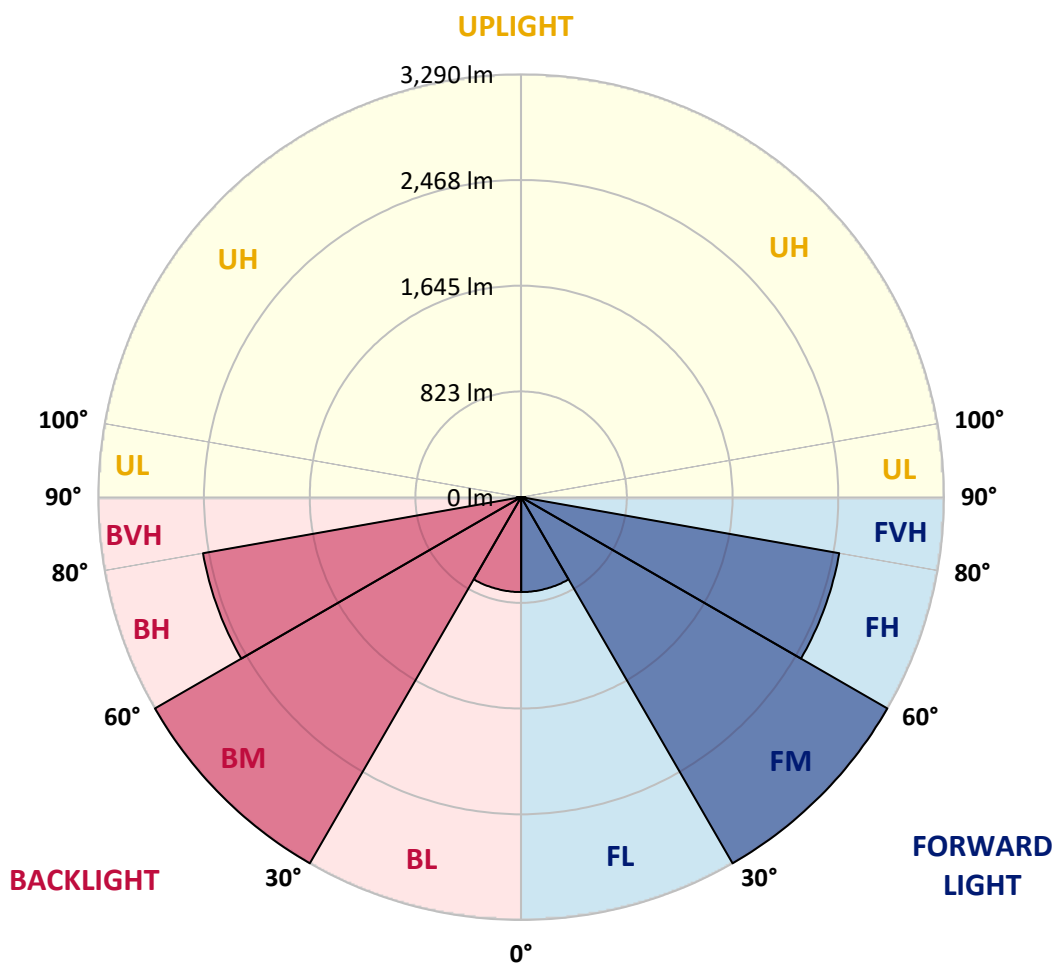
CATALOG NUMBER: MEM2-HTN-SA-90-750-U-5MQ

**LUMINAIRE CLASSIFICATION SYSTEM LUMEN TABLE AND BUG RATING:**

Zone		Lumens	% Fixture	Zone Rating/Lumen Limit		
				B	U	G
FL	(0°-30°)	738.5	5.6			
FM	(30°-60°)	3290.3	25.0			
FH	(60°-80°)	2513.7	19.1			G2/5000
FVH	(80°-90°)	34.9	0.3			G1/100
BL	(0°-30°)	738.5	5.6	B2/1000		
BM	(30°-60°)	3290.3	25.0	B3/5000		
BH	(60°-80°)	2513.7	19.1	B4/5000		G2/5000
BVH	(80°-90°)	34.9	0.3			G1/100
UL	(90°-100°)	0.0	0.0		U0/0	
UH	(100°-180°)	0.0	0.0		U0/0	

**BUG Rating: B4-U0-G2**

Type V Short





REPORT NUMBER: P867809

CATALOG NUMBER: MEM2-HTN-SA-90-750-U-5MQ

**CANDELA DISTRIBUTION (FULL):**

	0°	5°	15°	25°	35°	45°	55°	65°	75°	85°	90°
0°	1634.5	1634.5	1634.5	1634.5	1634.5	1634.5	1634.5	1634.5	1634.5	1634.5	1634.5
2.5°	1639.6	1639.6	1637.1	1637.1	1632.0	1637.1	1634.5	1637.1	1634.5	1634.5	1637.1
5°	1644.7	1644.7	1639.6	1642.1	1637.1	1639.6	1637.1	1642.1	1639.6	1637.1	1642.1
7.5°	1652.2	1652.2	1647.2	1649.7	1644.7	1647.2	1644.7	1649.7	1647.2	1647.2	1649.7
10°	1659.8	1662.3	1657.3	1654.8	1654.8	1657.3	1659.8	1662.3	1659.8	1659.8	1664.9
12.5°	1672.4	1675.0	1669.9	1667.4	1667.4	1669.9	1672.4	1677.5	1669.9	1669.9	1669.9
15°	1685.1	1685.1	1682.5	1680.0	1682.5	1685.1	1685.1	1690.1	1685.1	1680.0	1680.0
17.5°	1690.1	1692.7	1690.1	1695.2	1697.7	1700.2	1702.8	1702.8	1695.2	1692.7	1692.7
20°	1707.8	1710.3	1705.3	1707.8	1715.4	1725.5	1725.5	1725.5	1725.5	1717.9	1717.9
22.5°	1738.1	1740.7	1738.1	1738.1	1748.2	1758.3	1758.3	1765.9	1755.8	1750.8	1750.8
25°	1788.7	1788.7	1786.1	1788.7	1793.7	1798.8	1808.9	1813.9	1813.9	1811.4	1813.9
27.5°	1849.3	1851.8	1849.3	1849.3	1846.8	1856.9	1872.0	1879.6	1882.1	1884.7	1884.7
30°	1930.1	1935.2	1932.7	1935.2	1940.2	1947.8	1952.9	1955.4	1955.4	1950.3	1950.3
32.5°	2018.6	2023.6	2018.6	2031.2	2048.9	2048.9	2043.8	2053.9	2046.3	2041.3	2036.2
35°	2122.1	2122.1	2127.2	2132.2	2157.5	2170.1	2170.1	2165.1	2149.9	2142.3	2147.4
37.5°	2240.9	2243.4	2248.5	2251.0	2273.7	2296.5	2293.9	2281.3	2263.6	2243.4	2243.4
40°	2382.3	2377.3	2379.8	2397.5	2415.2	2443.0	2445.5	2427.8	2397.5	2377.3	2377.3
42.5°	2511.2	2513.7	2523.8	2546.6	2587.0	2609.7	2597.1	2566.8	2533.9	2508.7	2506.1
45°	2647.6	2645.1	2672.9	2720.9	2773.9	2801.7	2781.5	2738.6	2688.0	2655.2	2655.2
47.5°	2786.6	2784.0	2829.5	2907.8	2976.0	2998.8	2978.6	2923.0	2854.8	2806.8	2799.2
50°	2930.6	2940.7	2988.7	3099.8	3188.3	3213.5	3188.3	3115.0	3024.0	2960.9	2950.8
52.5°	3094.8	3102.4	3165.5	3286.8	3395.4	3453.5	3415.6	3307.0	3190.8	3115.0	3104.9
55°	3246.4	3251.4	3342.4	3488.9	3622.8	3701.1	3640.5	3501.5	3355.0	3259.0	3248.9
57.5°	3352.5	3365.1	3481.3	3670.8	3842.6	3933.5	3842.6	3693.5	3499.0	3380.3	3372.7
60°	3420.7	3440.9	3574.8	3812.3	4049.7	4148.3	4054.8	3847.6	3607.6	3453.5	3445.9
62.5°	3385.3	3413.1	3584.9	3895.6	4226.6	4332.7	4211.4	3920.9	3595.0	3400.5	3380.3
65°	3137.7	3157.9	3400.5	3835.0	4292.3	4456.5	4236.7	3840.1	3423.2	3208.5	3168.0
67.5°	2624.9	2660.2	2981.1	3541.9	4150.8	4340.3	4062.4	3549.5	3046.8	2784.0	2738.6
70°	2016.0	2079.2	2430.3	3039.2	3708.7	3923.4	3617.7	2996.3	2405.1	2137.3	2053.9
72.5°	1164.6	1263.2	1778.5	2372.2	2950.8	3112.5	2683.0	2094.3	1596.7	1407.2	1384.4
75°	386.5	421.9	846.3	1366.8	1882.1	1963.0	1677.5	1321.3	1051.0	899.4	907.0
77.5°	189.5	189.5	255.2	500.2	856.4	1010.5	917.1	639.2	459.8	348.6	338.5
80°	151.6	151.6	176.8	245.1	288.0	338.5	288.0	209.7	171.8	156.6	164.2
82.5°	73.3	70.7	83.4	118.7	121.3	116.2	108.6	108.6	103.6	96.0	93.5
85°	5.1	5.1	10.1	22.7	37.9	50.5	58.1	55.6	53.1	45.5	50.5
87.5°	2.5	2.5	2.5	2.5	2.5	2.5	2.5	5.1	5.1	5.1	5.1
90°	0.0	0.0	0.0	0.0	0.0	0.0	0.0	0.0	0.0	0.0	0.0

LM-79-2019: Approved Method: Electrical and Photometric Measurements of Solid-  
State Lighting Products

Report Prepared for

Cooper Lighting Solutions

Streetworks

Report Number: SP1-2407-157-6

Test Date: 08/07/2024

Luminaire Tested: MEM2-HTN-SA-30-750-U-5WQ-2

Data in this report applies to families of products including MEM2-HTN-SA-30-750-U-5WQ-2



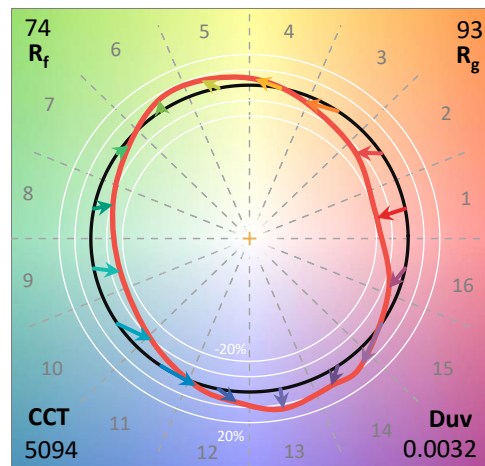
**Test Information**

Test Method: LM-79-2019  
 Report Number: SP1-2407-157-6  
 Test Lab: COOPER LIGHTING SOLUTIONS  
 Photometer: SP1 - 76IN SPHERE  
 Measurement Geometry: 4π  
 Issue Date: 08/20/2024  
 Manufacturer: COOPER LIGHTING SOLUTIONS  
 Product Line: Streetworks  
 Catalog Number: **MEM2-HTN-SA-30-750-U-5WQ-2**  
 Description: Epic Modern Light Square 30W 5WQ Optic and Flare Trim

**Spectral Parameters**

CCT (K): 5094  
 CIE u': 0.2082  
 CIE v': 0.4867  
 Duv: 0.0032  
 CIE x: 0.3430  
 CIE y: 0.3564  
 CIE z: 0.3006  
 Peak Wavelength (nm): 451  
 Dominant Wavelength (nm): 568  
 Purity: 9.86439  
 Rf: 73.7  
 Rg: 93

CRI (Ra):	72.0		
R1:	68.6	R9:	-39.6
R2:	78.1	R10:	47.6
R3:	84.6	R11:	68.2
R4:	71.6	R12:	41.4
R5:	69.6	R13:	70.4
R6:	69.4	R14:	91.4
R7:	80.9	R15:	61.4
R8:	53.1		



**Test Conditions**

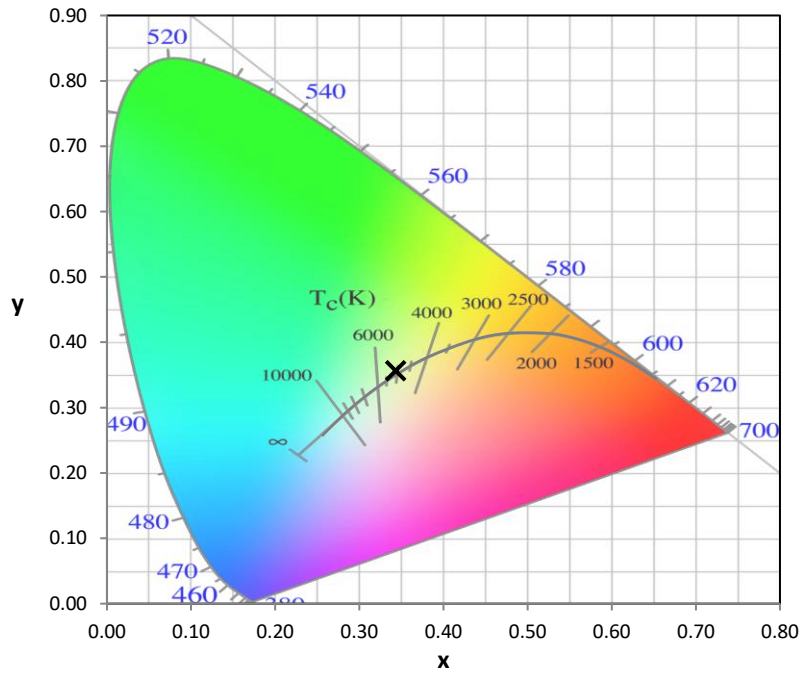
Stabilization Time: 20M  
 Operation Time: 1H 20M  
 Sphere Temperature (°C): 24.2

REPORT NUMBER: SP1-2407-157-6

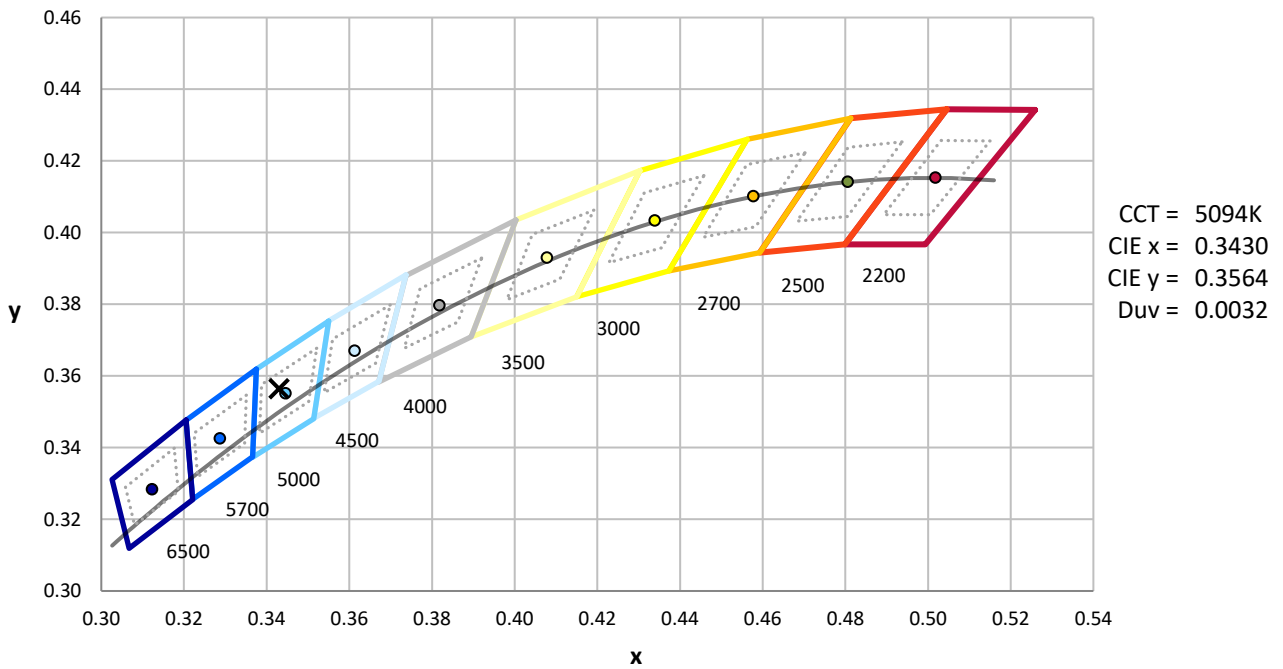
Measurement and Test Equipment			
Instrument	Identification Number	Calibration Date	Calibration Due Date
Photometer	IN0058	6/18/2024	12/18/2024
Power Meter	INXT2011004	2/8/2024	2/8/2025
AC Power Source	IN0063	10/24/2023	10/24/2024
DC Power Source	IN0208	10/24/2023	10/24/2024
Sphere Thermometer	IN0085	10/24/2023	10/24/2024
Room Thermometer	IN0046	10/24/2023	10/24/2024

REPORT NUMBER: SP1-2407-157-6

**CIE 1931 Chromaticity Diagram**



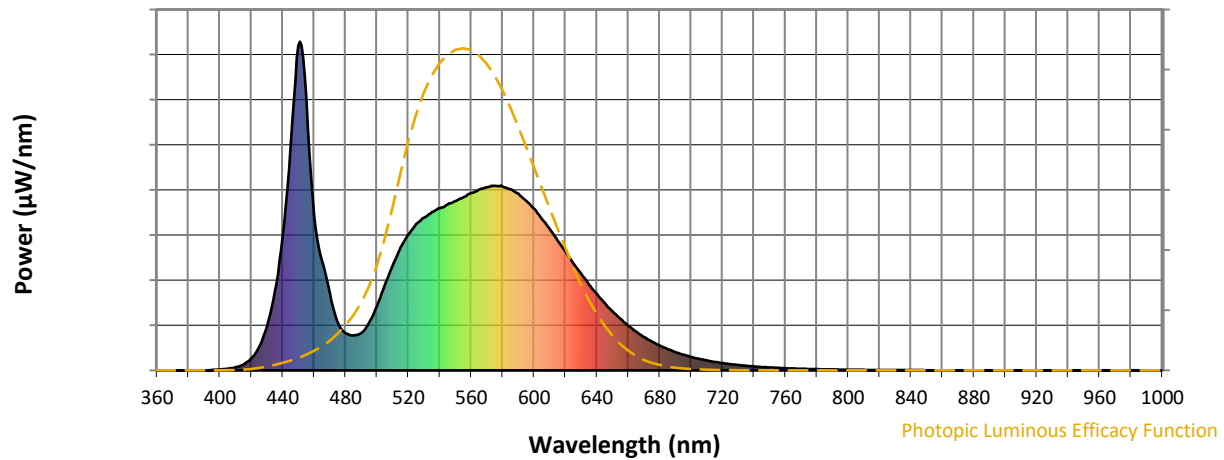
**CIE 1931 Chromaticity Diagram with 2017 ANSI 7-Step and 4-Step Quadrangles**



Point lies inside the ANSI 5000K 4-step quadrangle

REPORT NUMBER: SP1-2407-157-6

**Photopic Flux vs. Wavelength**

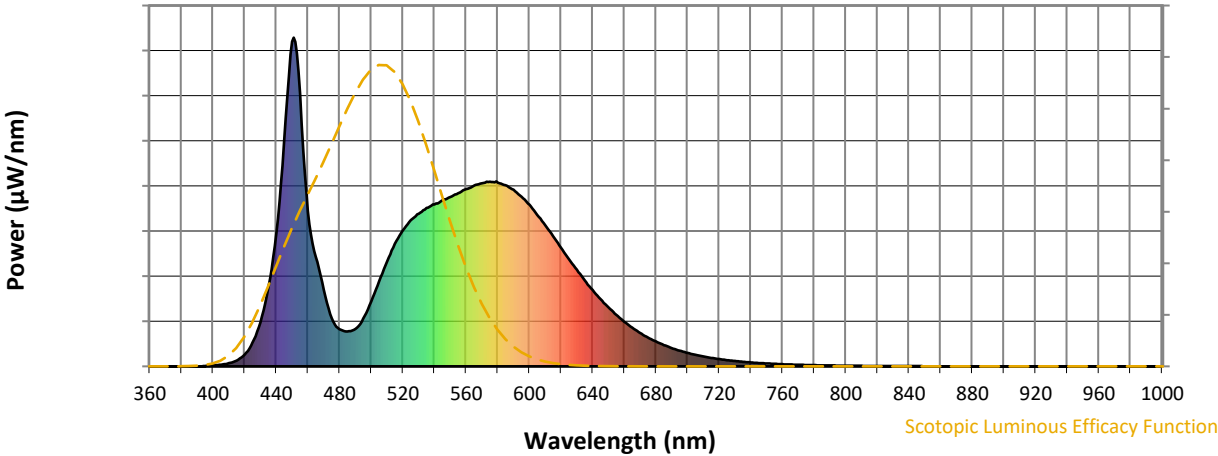


**Photopic Lumens: NR**

λ (nm)	Power W <sup>^</sup> /nm	Lumens (φ/nm)	λ (nm)	Power W <sup>^</sup> /nm	Lumens (φ/nm)	λ (nm)	Power W <sup>^</sup> /nm	Lumens (φ/nm)	λ (nm)	Power W <sup>^</sup> /nm	Lumens (φ/nm)	λ (nm)	Power W <sup>^</sup> /nm	Lumens (φ/nm)
360	0	NR	490	114	NR	620	361	NR	750	9	NR	880	0	NR
365	0	NR	495	145	NR	625	326	NR	755	8	NR	885	0	NR
370	0	NR	500	197	NR	630	294	NR	760	7	NR	890	0	NR
375	0	NR	505	259	NR	635	261	NR	765	6	NR	895	0	NR
380	0	NR	510	319	NR	640	232	NR	770	5	NR	900	0	NR
385	0	NR	515	373	NR	645	204	NR	775	4	NR	905	0	NR
390	0	NR	520	414	NR	650	179	NR	780	4	NR	910	0	NR
395	1	NR	525	445	NR	655	157	NR	785	3	NR	915	0	NR
400	3	NR	530	465	NR	660	136	NR	790	3	NR	920	0	NR
405	5	NR	535	482	NR	665	118	NR	795	2	NR	925	0	NR
410	9	NR	540	493	NR	670	102	NR	800	2	NR	930	0	NR
415	18	NR	545	505	NR	675	87	NR	805	2	NR	935	0	NR
420	36	NR	550	515	NR	680	75	NR	810	2	NR	940	0	NR
425	72	NR	555	527	NR	685	65	NR	815	1	NR	945	0	NR
430	134	NR	560	540	NR	690	56	NR	820	1	NR	950	0	NR
435	242	NR	565	550	NR	695	48	NR	825	1	NR	955	0	NR
440	407	NR	570	557	NR	700	41	NR	830	1	NR	960	0	NR
445	684	NR	575	561	NR	705	35	NR	835	1	NR	965	0	NR
450	988	NR	580	559	NR	710	30	NR	840	1	NR	970	0	NR
455	828	NR	585	551	NR	715	26	NR	845	1	NR	975	0	NR
460	473	NR	590	537	NR	720	22	NR	850	1	NR	980	0	NR
465	333	NR	595	516	NR	725	19	NR	855	0	NR	985	0	NR
470	232	NR	600	491	NR	730	16	NR	860	0	NR	990	0	NR
475	146	NR	605	461	NR	735	14	NR	865	0	NR	995	0	NR
480	113	NR	610	429	NR	740	12	NR	870	0	NR	1000	0	NR
485	106	NR	615	395	NR	745	10	NR	875	0	NR			

REPORT NUMBER: SP1-2407-157-6

**Scotopic Flux vs. Wavelength**



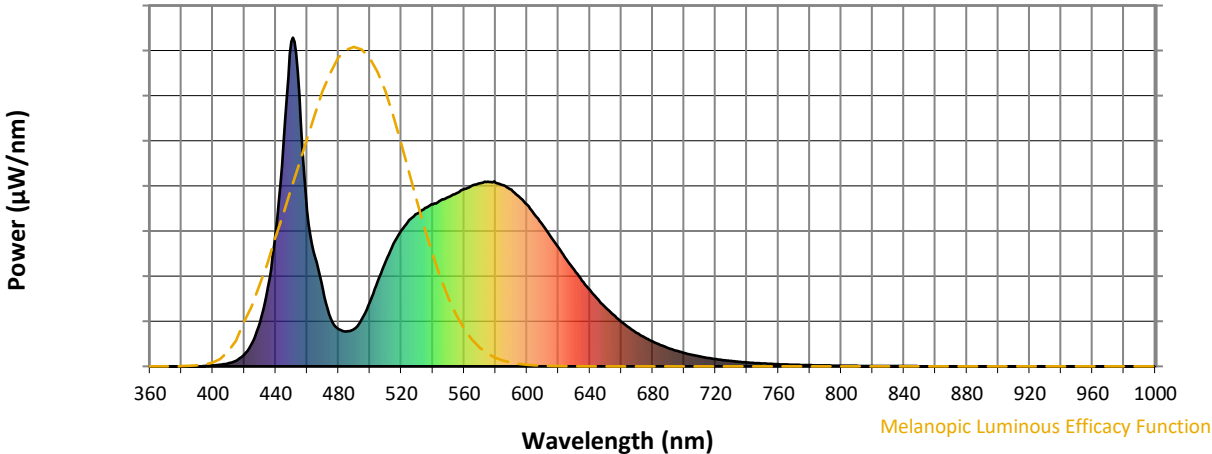
**Scotopic Lumens: NR**

**S/P: 1.81**

λ (nm)	Power W <sup>^</sup> /nm	Lumens (φ/nm)	λ (nm)	Power W <sup>^</sup> /nm	Lumens (φ/nm)	λ (nm)	Power W <sup>^</sup> /nm	Lumens (φ/nm)	λ (nm)	Power W <sup>^</sup> /nm	Lumens (φ/nm)	λ (nm)	Power W <sup>^</sup> /nm	Lumens (φ/nm)
360	0	NR	490	114	NR	620	361	NR	750	9	NR	880	0	NR
365	0	NR	495	145	NR	625	326	NR	755	8	NR	885	0	NR
370	0	NR	500	197	NR	630	294	NR	760	7	NR	890	0	NR
375	0	NR	505	259	NR	635	261	NR	765	6	NR	895	0	NR
380	0	NR	510	319	NR	640	232	NR	770	5	NR	900	0	NR
385	0	NR	515	373	NR	645	204	NR	775	4	NR	905	0	NR
390	0	NR	520	414	NR	650	179	NR	780	4	NR	910	0	NR
395	1	NR	525	445	NR	655	157	NR	785	3	NR	915	0	NR
400	3	NR	530	465	NR	660	136	NR	790	3	NR	920	0	NR
405	5	NR	535	482	NR	665	118	NR	795	2	NR	925	0	NR
410	9	NR	540	493	NR	670	102	NR	800	2	NR	930	0	NR
415	18	NR	545	505	NR	675	87	NR	805	2	NR	935	0	NR
420	36	NR	550	515	NR	680	75	NR	810	2	NR	940	0	NR
425	72	NR	555	527	NR	685	65	NR	815	1	NR	945	0	NR
430	134	NR	560	540	NR	690	56	NR	820	1	NR	950	0	NR
435	242	NR	565	550	NR	695	48	NR	825	1	NR	955	0	NR
440	407	NR	570	557	NR	700	41	NR	830	1	NR	960	0	NR
445	684	NR	575	561	NR	705	35	NR	835	1	NR	965	0	NR
450	988	NR	580	559	NR	710	30	NR	840	1	NR	970	0	NR
455	828	NR	585	551	NR	715	26	NR	845	1	NR	975	0	NR
460	473	NR	590	537	NR	720	22	NR	850	1	NR	980	0	NR
465	333	NR	595	516	NR	725	19	NR	855	0	NR	985	0	NR
470	232	NR	600	491	NR	730	16	NR	860	0	NR	990	0	NR
475	146	NR	605	461	NR	735	14	NR	865	0	NR	995	0	NR
480	113	NR	610	429	NR	740	12	NR	870	0	NR	1000	0	NR
485	106	NR	615	395	NR	745	10	NR	875	0	NR			

REPORT NUMBER: SP1-2407-157-6

Melanopic Flux vs. Wavelength



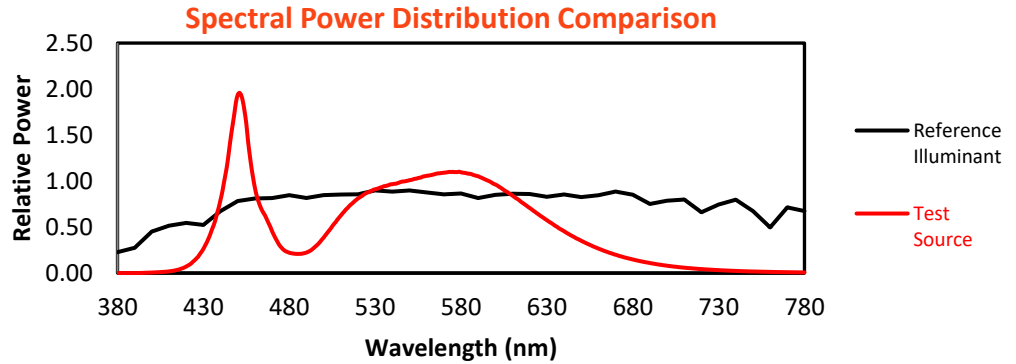
Melanopic Lumens: NR

M/P: 3.73

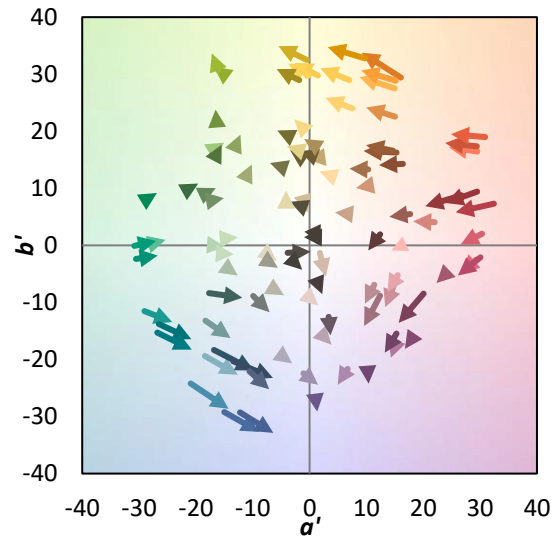
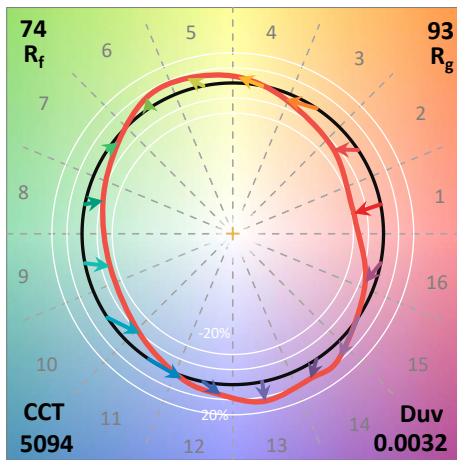
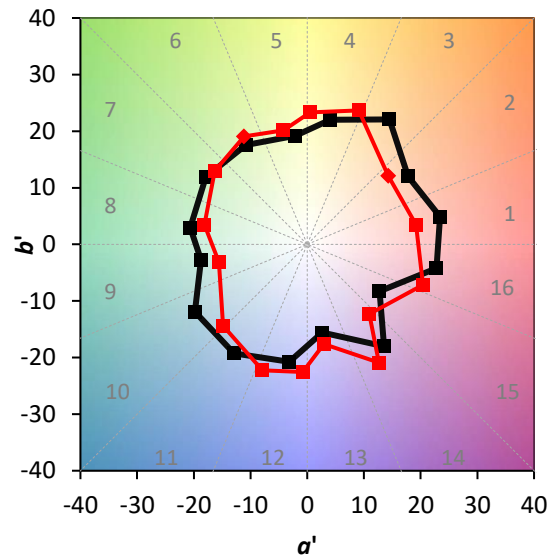
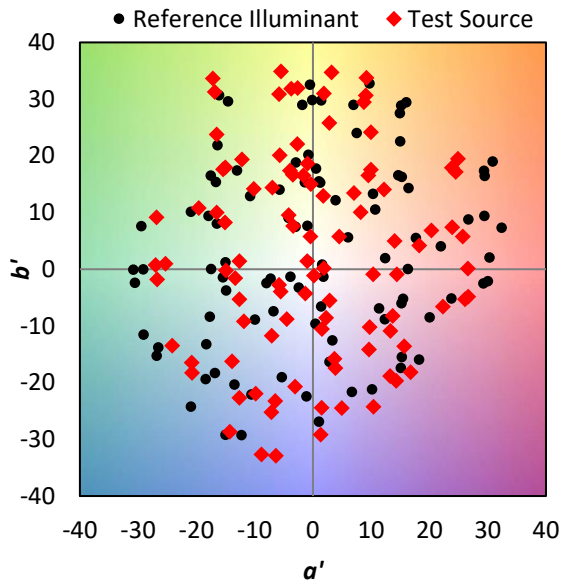
λ (nm)	Power W <sup>2</sup> /nm	Lumens (φ/nm)	λ (nm)	Power W <sup>2</sup> /nm	Lumens (φ/nm)	λ (nm)	Power W <sup>2</sup> /nm	Lumens (φ/nm)	λ (nm)	Power W <sup>2</sup> /nm	Lumens (φ/nm)	λ (nm)	Power W <sup>2</sup> /nm	Lumens (φ/nm)
360	0	NR	490	114	NR	620	361	NR	750	9	NR	880	0	NR
365	0	NR	495	145	NR	625	326	NR	755	8	NR	885	0	NR
370	0	NR	500	197	NR	630	294	NR	760	7	NR	890	0	NR
375	0	NR	505	259	NR	635	261	NR	765	6	NR	895	0	NR
380	0	NR	510	319	NR	640	232	NR	770	5	NR	900	0	NR
385	0	NR	515	373	NR	645	204	NR	775	4	NR	905	0	NR
390	0	NR	520	414	NR	650	179	NR	780	4	NR	910	0	NR
395	1	NR	525	445	NR	655	157	NR	785	3	NR	915	0	NR
400	3	NR	530	465	NR	660	136	NR	790	3	NR	920	0	NR
405	5	NR	535	482	NR	665	118	NR	795	2	NR	925	0	NR
410	9	NR	540	493	NR	670	102	NR	800	2	NR	930	0	NR
415	18	NR	545	505	NR	675	87	NR	805	2	NR	935	0	NR
420	36	NR	550	515	NR	680	75	NR	810	2	NR	940	0	NR
425	72	NR	555	527	NR	685	65	NR	815	1	NR	945	0	NR
430	134	NR	560	540	NR	690	56	NR	820	1	NR	950	0	NR
435	242	NR	565	550	NR	695	48	NR	825	1	NR	955	0	NR
440	407	NR	570	557	NR	700	41	NR	830	1	NR	960	0	NR
445	684	NR	575	561	NR	705	35	NR	835	1	NR	965	0	NR
450	988	NR	580	559	NR	710	30	NR	840	1	NR	970	0	NR
455	828	NR	585	551	NR	715	26	NR	845	1	NR	975	0	NR
460	473	NR	590	537	NR	720	22	NR	850	1	NR	980	0	NR
465	333	NR	595	516	NR	725	19	NR	855	0	NR	985	0	NR
470	232	NR	600	491	NR	730	16	NR	860	0	NR	990	0	NR
475	146	NR	605	461	NR	735	14	NR	865	0	NR	995	0	NR
480	113	NR	610	429	NR	740	12	NR	870	0	NR	1000	0	NR
485	106	NR	615	395	NR	745	10	NR	875	0	NR			

**Summary**

$R_f = 73.7$   
 $R_g = 93$   
 $CIE R_a = 72.0$   
 $R_9 = -39.6$

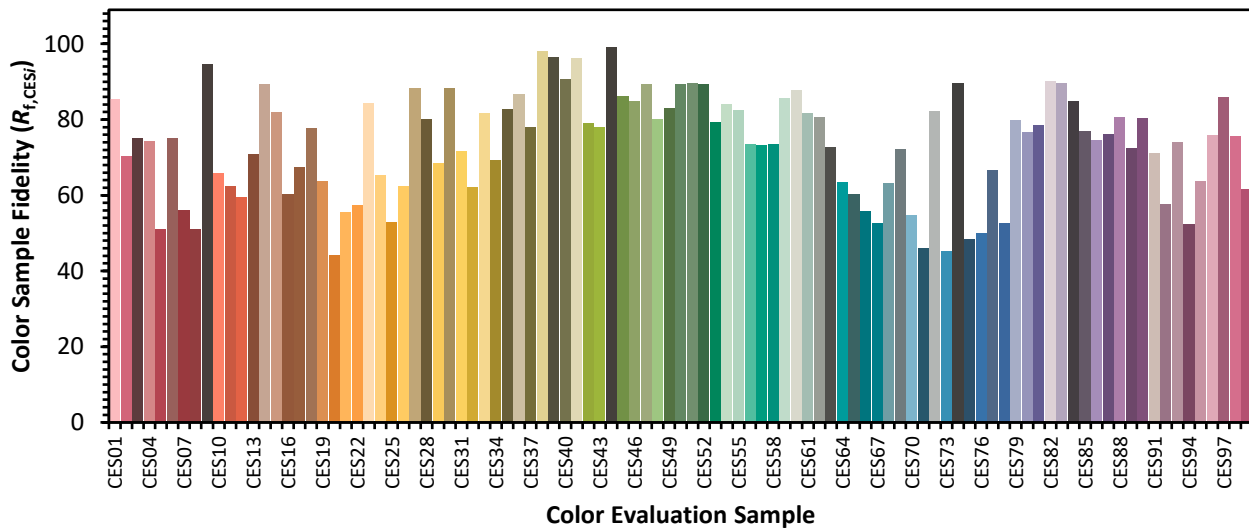


**Color Vector Graphics**



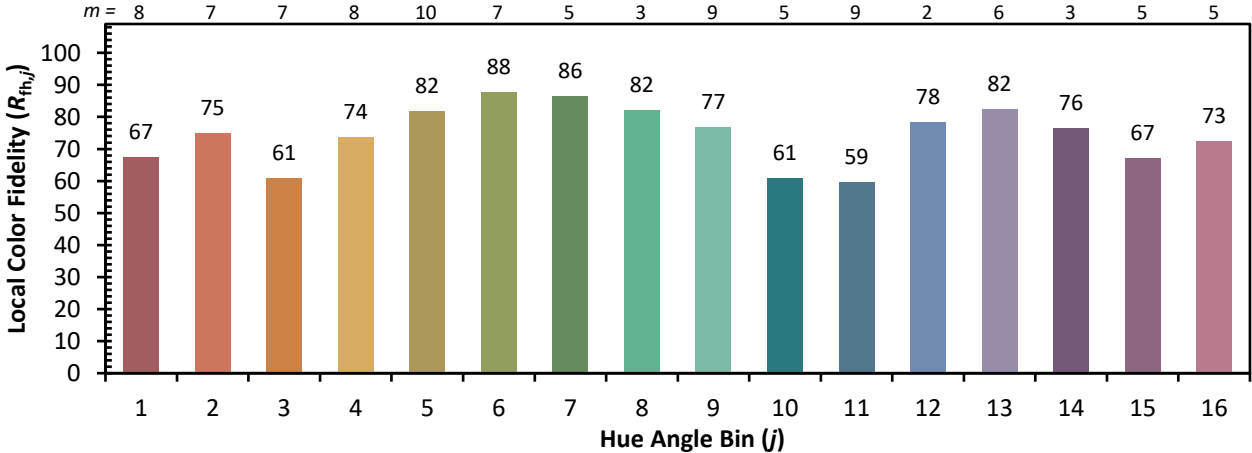
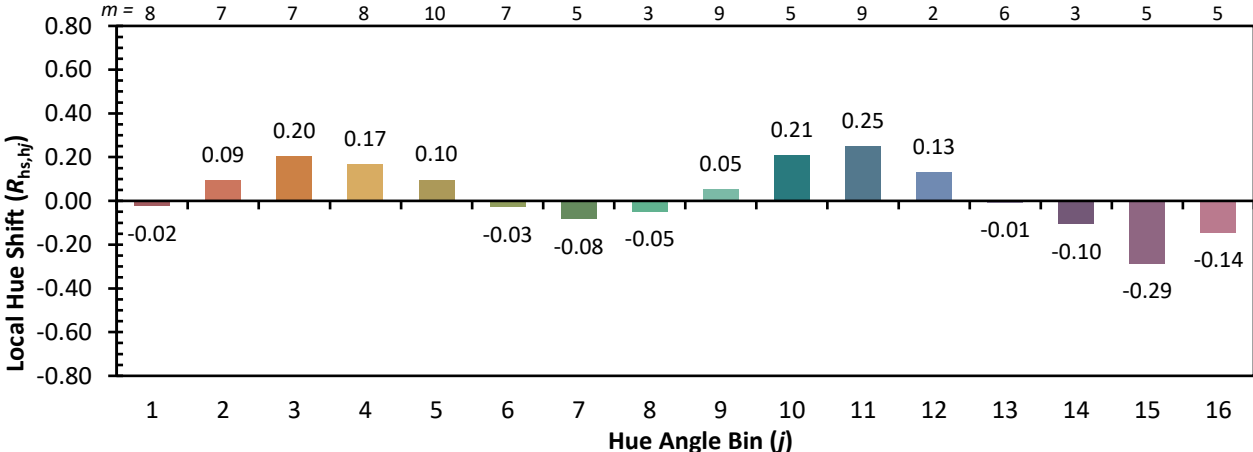
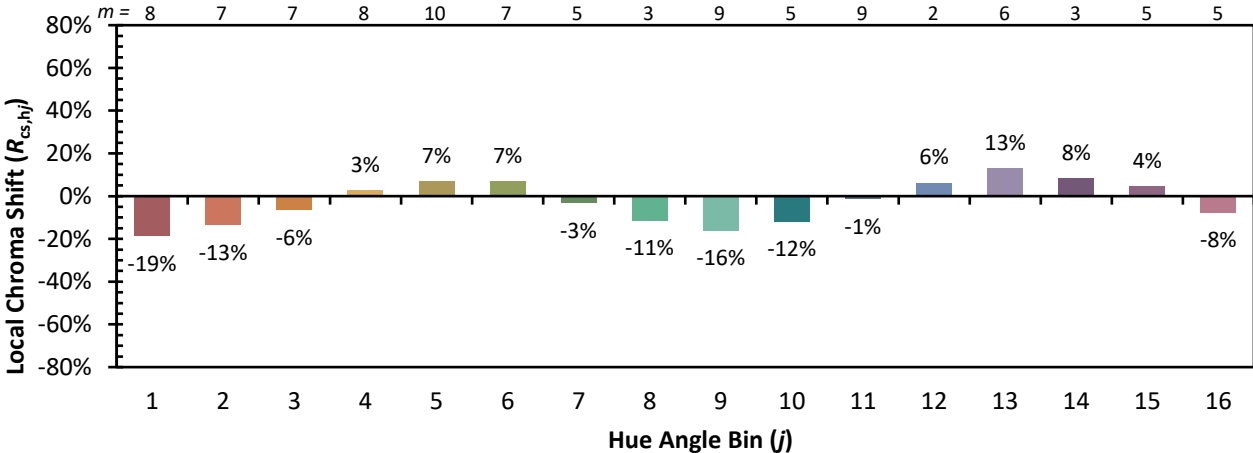
**Individual Sample Fidelity Index ( $R_{f,i}$ )**

CES01 = 85	CES26 = 62	CES51 = 90	CES76 = 50
CES02 = 59	CES27 = 88	CES52 = 89	CES77 = 67
CES03 = 30	CES28 = 80	CES53 = 79	CES78 = 53
CES04 = 69	CES29 = 69	CES54 = 84	CES79 = 80
CES05 = 46	CES30 = 88	CES55 = 83	CES80 = 77
CES06 = 50	CES31 = 72	CES56 = 74	CES81 = 78
CES07 = 38	CES32 = 62	CES57 = 73	CES82 = 90
CES08 = 38	CES33 = 82	CES58 = 73	CES83 = 90
CES09 = 29	CES34 = 69	CES59 = 86	CES84 = 85
CES10 = 72	CES35 = 83	CES60 = 88	CES85 = 77
CES11 = 56	CES36 = 87	CES61 = 82	CES86 = 75
CES12 = 61	CES37 = 78	CES62 = 81	CES87 = 76
CES13 = 41	CES38 = 98	CES63 = 73	CES88 = 81
CES14 = 74	CES39 = 96	CES64 = 63	CES89 = 72
CES15 = 70	CES40 = 91	CES65 = 60	CES90 = 80
CES16 = 46	CES41 = 96	CES66 = 56	CES91 = 71
CES17 = 49	CES42 = 79	CES67 = 53	CES92 = 58
CES18 = 55	CES43 = 78	CES68 = 63	CES93 = 74
CES19 = 71	CES44 = 99	CES69 = 72	CES94 = 52
CES20 = 63	CES45 = 86	CES70 = 55	CES95 = 64
CES21 = 85	CES46 = 85	CES71 = 46	CES96 = 76
CES22 = 77	CES47 = 89	CES72 = 82	CES97 = 86
CES23 = 91	CES48 = 80	CES73 = 45	CES98 = 76
CES24 = 90	CES49 = 83	CES74 = 90	CES99 = 62
CES25 = 71	CES50 = 89	CES75 = 48	

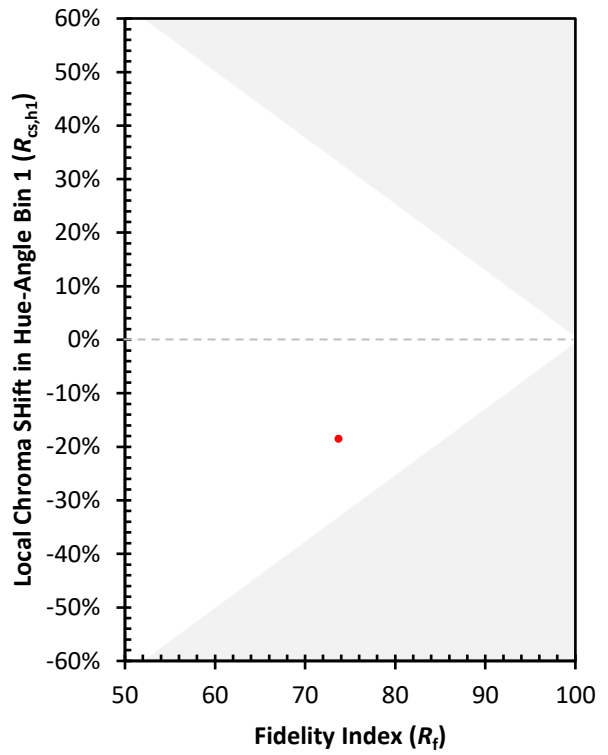
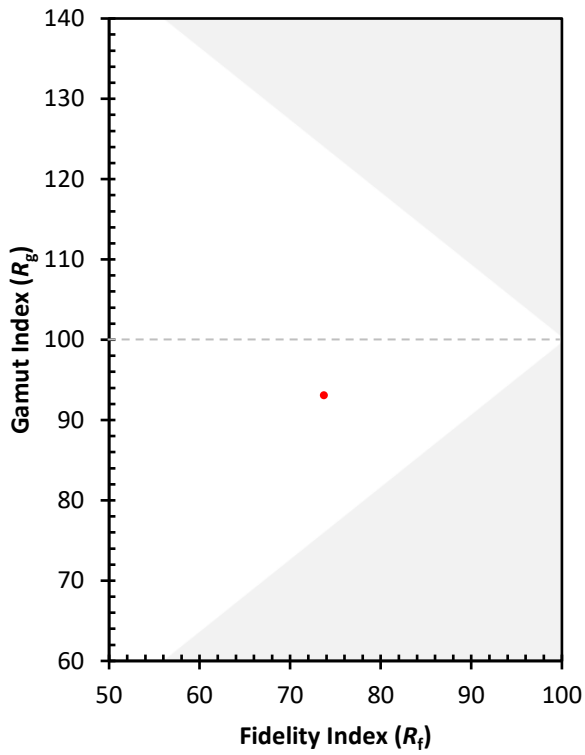




Color Rendition by Hue-Angle Bin



Measure Comparisons



(END OF REPORT)